

DOWNINGTOWN

SQUARE FOOTAGE 1,967

3 Bedrooms 2.5 Bathrooms



ELEVATION A

Exterior Shown with Standard 7/12 Roof Pitch
Shown with Optional Exterior Features

These are artist renditions for sales purposes only. Refer to working drawings for actual dimensions.

© 2022 Nationwide Homes, Inc. All Rights Reserved.





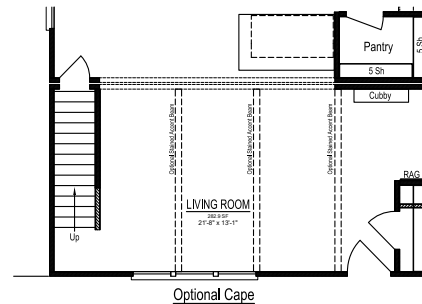
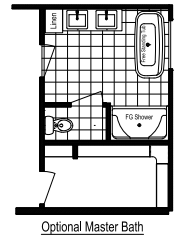
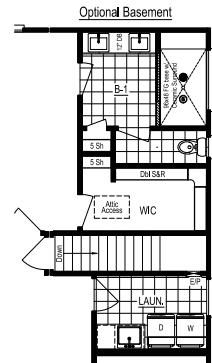
DOWNINGTOWN

Total Potential Area:
1,967 Sq. Ft.

Dimensions:
55'8"W x 44'0"D

3 Bedrooms
2.5 Bathrooms

Foyer Coat Closet
Foyer Cubby & Bench
Eat-In Kitchen Peninsula
Walk-in Kitchen Pantry
Rectangular Lavatory Sinks
Ceramic Tile Shower 4x8'
Bathroom Linen Closet
Walk-in Closet
Hall Linen Closet



Shown with Optional Interior and Exterior Features

These are artist renditions for sales purposes only.

Refer to working drawings for actual dimensions.

© 2022 Nationwide Homes (Spring 2022)

